



Eye and Tissue Donation in Australia

Monthly Report

April 2026

Preliminary Data

Data collected from Australian Eye and Tissue Banks
This report supersedes any monthly interim summaries previously released for 2026

Produced 20 May 2026 12:15 PM
Data Received by ANZOD up to 19 May 2026

Contents

1	Acknowledgements	4
2	Counting Methodology	5
3	Eye and Tissue Donors	6
3.1	Unique Tissue Donors	6
3.2	Eye Donors	13
4	Tissue Donations	19
5	Notified Tissue Grafts Implanted	25
6	Notified Tissue Graft Recipients	29
7	Glossary and Definitions	32
8	Contributors	34

List of Figures

1	Unique Tissue Donors by Month, 2026	6
2	Unique Tissue Donors by Month and Jurisdiction, 2026	7
3	Unique Tissue Donors by Month and Donor Type, 2026	8
4	Unique Tissue Donors by Month and Gender, 2026	9
5	Unique Tissue Donors by Month and Age Range, 2026	10
6	Unique Tissue Donors by Age Range and Donor Type, 2026	11
7	Unique Tissue Donors by Age Range and Gender, 2026	12
8	Eye Donors by Month, 2026	13
9	Eye Donors by Month and Jurisdiction, 2026	14
10	Eye Donors by Month and Gender, 2026	15
11	Eye Donors by Month and Age Range, 2026	16
12	Eye Donors by Age Range and Gender, 2026	17
13	Eye Donors by Month and Donor Category, 2026	18
14	Tissue Donations by Month, 2026	19
15	Tissue Donations by Month and Jurisdiction, 2026	20
16	Tissue Donations by Month and Donor Type, 2026	21
17	Tissue Donations by Month and Gender, 2026	24
18	Notified Tissue Grafts Implanted by Month, 2026	25
19	Notified Tissue Grafts Implanted by Month and Tissue Type, 2026	26
20	Notified Eye Tissue Graft Transplants by Month, 2026	27
21	Notified Tissue Graft Recipients by Month, 2026	29
22	Notified Tissue Graft Recipients by Month and Tissue Type, 2026	30
23	Pancreas Islet Recipients by Month, 2026	31

List of Tables

1	Unique Tissue Donors by Jurisdiction of Retrieval and Month, 2026	7
2	Unique Living Tissue Donors by Jurisdiction of Retrieval and Month, 2026	8
3	Unique Deceased Tissue Donors by Jurisdiction of Retrieval and Month, 2026	8
4	Unique Female Tissue Donors by Jurisdiction of Retrieval and Month, 2026	9
5	Unique Male Tissue Donors by Jurisdiction of Retrieval and Month, 2026	9
6	Unique Tissue Donors by Jurisdiction of Retrieval and Age Range, 2026	10
7	Unique Living Tissue Donors by Jurisdiction of Retrieval and Age Range, 2026	11
8	Unique Deceased Tissue Donors by Jurisdiction of Retrieval and Age Range, 2026	11
9	Unique Female Tissue Donors by Jurisdiction of Retrieval and Age Range, 2026	12
10	Unique Male Tissue Donors by Jurisdiction of Retrieval and Age Range, 2026	12
11	Eye Donors by Jurisdiction of Retrieval and Month, 2026	14
12	Female Eye Donors by Jurisdiction of Retrieval and Month, 2026	15
13	Male Eye Donors by Jurisdiction of Retrieval and Month, 2026	15
14	Eye Donors by Jurisdiction of Retrieval and Age Range, 2026	16
15	Female Eye Donors by Jurisdiction of Retrieval and Age Range, 2026	17
16	Male Eye Donors by Jurisdiction of Retrieval and Age Range, 2026	17
17	Eye Donors by Jurisdiction of Retrieval and Donor Category, 2026	18
18	Tissue Donations by Jurisdiction of Retrieval and Month, 2026	20
19	Living Tissue Donations by Jurisdiction of Retrieval and Month, 2026	21
20	Living Tissue Donations by Jurisdiction of Retrieval and Tissue Type, 2026	22
21	Deceased Tissue Donations by Jurisdiction of Retrieval and Month, 2026	22
22	Deceased Tissue Donations by Jurisdiction of Retrieval and Donor Category, 2026	22
23	Intended Solid Organ Donor Who Became Eyes and Tissue Donors, 2026	23
24	Female Tissue Donations by Jurisdiction of Retrieval and Month, 2026	24
25	Male Tissue Donations by Jurisdiction of Retrieval and Month, 2026	24
26	Notified Tissue Grafts Implanted by Jurisdiction of Retrieving Bank and Month, 2026	25
27	Notified Tissue Grafts Implanted by Jurisdiction of Retrieving Bank and Tissue Type, 2026	26
28	Notified Eye Tissue Graft Transplants by Jurisdiction of Retrieving Bank and Month, 2026	27
29	Cornea Graft Transplants by Jurisdiction of Retrieving Bank and Month, 2026	28
30	Sclera Unit Graft Transplants by Jurisdiction of Retrieving Bank and Month, 2026	28
31	Notified Tissue Graft Recipients by Jurisdiction of Retrieving Bank and Month, 2026	29
32	Notified Tissue Graft Recipients by Jurisdiction of Retrieving Bank and Tissue Type, 2026	30
33	Pancreas Islet Graft Recipients by Transplant Jurisdiction and Month, 2026	31

1 Acknowledgements

According to the Eye Bank Association of Australia and New Zealand (EBAANZ), since the end of 2011, the number of corneal transplants in Australia each year has exceeded the number of new patients requiring transplants each year. This means the current demand for corneal transplants in Australia is being met and should be noted when comparing 2026 corneal transplantation numbers to previous years published.

2 Counting Methodology

Each tissue bank and Queensland eye bank uses a Minimum Data Set Template (MDS) to provide the Registry de-identified donor information for each tissue type, as well as aggregate data for reporting of notified tissue graft implants and notified tissue graft recipients.

Each eye bank (excluding Queensland eye bank) use a generated report from the Electronic Donor Record (EDR), which collects data about eye donation activity in Australia.

Data received undergoes reconciliation and cross checking between the solid organ sector (ANZOD), the eye sector (participating eye banks) and the tissue sector (participating tissue banks) to ensure accuracy at the time of reporting.

The Registry declares:

- All donations of eye tissue have come from deceased donors.
- Eye donors include those who have donated 2 whole eyes, 2 corneas or one whole eye or one cornea.
- Eye and Tissue Graft Implants and Transplant Recipient data includes transplant events that have occurred in a different jurisdiction to where the tissue was donated.
- Graft Implants and Transplant Recipient data may or may not be a direct outcome of tissue donations reported for the month, as tissue can be stored for a period of time before the graft is implanted.
- Outcome data does not capture tissue that has been supplied for implant but not yet notified as implanted to the distributing tissue bank.
- This report supersedes previous monthly reports and as data reported is subject to revision it may change in subsequent reporting.

3 Eye and Tissue Donors

3.1 Unique Tissue Donors

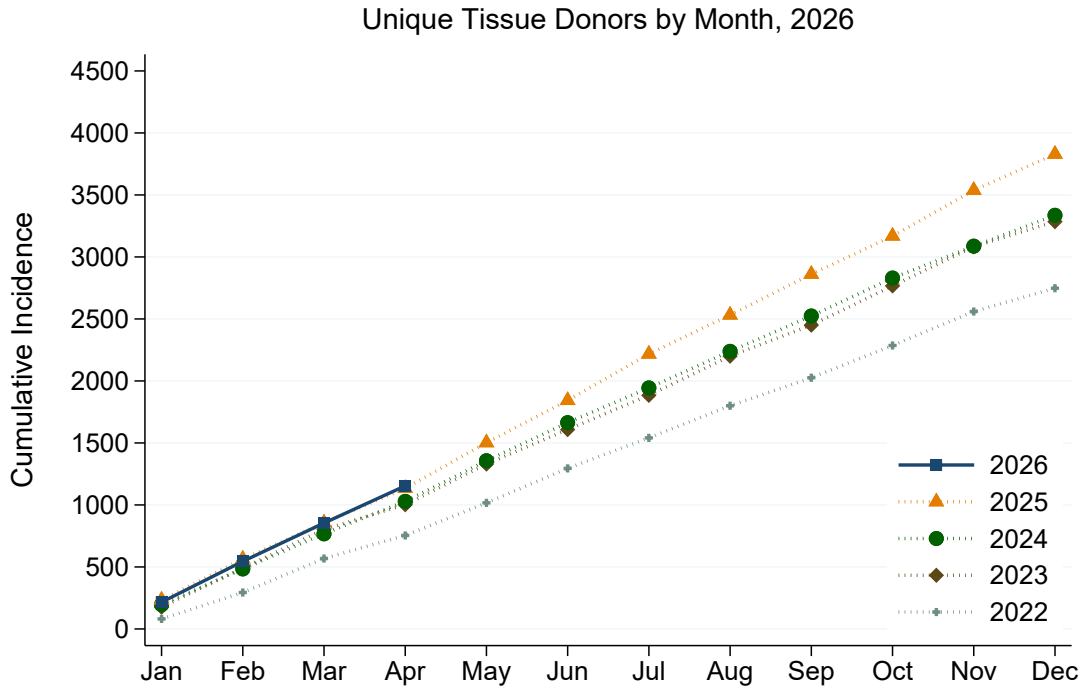


Figure 1: Unique Tissue Donors by Month, 2026

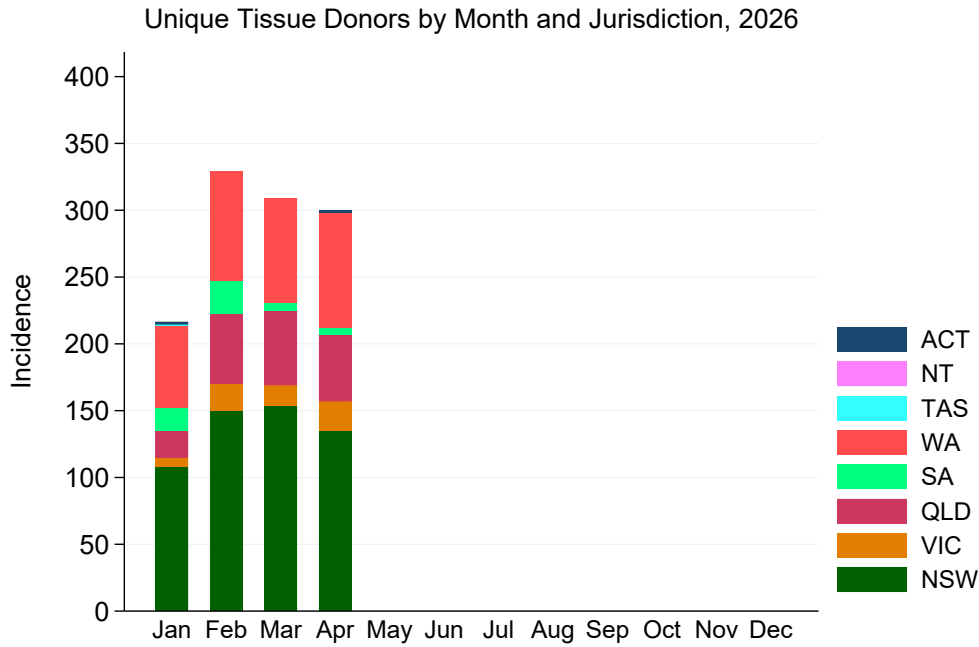


Figure 2: Unique Tissue Donors by Month and Jurisdiction, 2026

Table 1: Unique Tissue Donors by Jurisdiction of Retrieval and Month, 2026

	Jan	Feb	Mar	Apr	May	Jun	Jul	Aug	Sep	Oct	Nov	Dec	Total
NSW	108	150	154	135									547
VIC	7	20	15	22									64
QLD	20	53	56	50									179
SA	17	24	6	5									52
WA	62	82	78	86									308
TAS	1	0	0	0									1
NT	0	0	0	0									0
ACT	1	0	0	2									3
AUSTRALIA	216	329	309	300									1154

Eye and Tissue Donation Registry

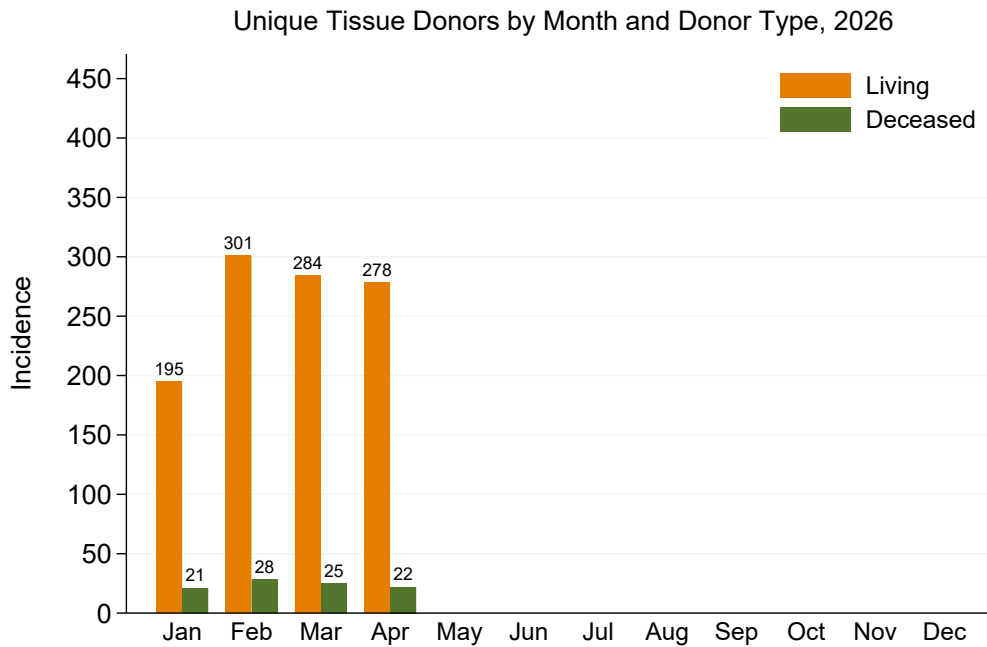


Figure 3: Unique Tissue Donors by Month and Donor Type, 2026

Table 2: Unique Living Tissue Donors by Jurisdiction of Retrieval and Month, 2026

	Jan	Feb	Mar	Apr	May	Jun	Jul	Aug	Sep	Oct	Nov	Dec	Total
NSW	101	143	148	131									523
VIC	4	11	6	17									38
QLD	15	43	51	41									150
SA	16	24	4	5									49
WA	59	80	75	84									298
TAS	0	0	0	0									0
NT	0	0	0	0									0
ACT	0	0	0	0									0
AUSTRALIA	195	301	284	278									1058

Table 3: Unique Deceased Tissue Donors by Jurisdiction of Retrieval and Month, 2026

	Jan	Feb	Mar	Apr	May	Jun	Jul	Aug	Sep	Oct	Nov	Dec	Total
NSW	7	7	6	4									24
VIC	3	9	9	5									26
QLD	5	10	5	9									29
SA	1	0	2	0									3
WA	3	2	3	2									10
TAS	1	0	0	0									1
NT	0	0	0	0									0
ACT	1	0	0	2									3
AUSTRALIA	21	28	25	22									96

Eye and Tissue Donation Registry

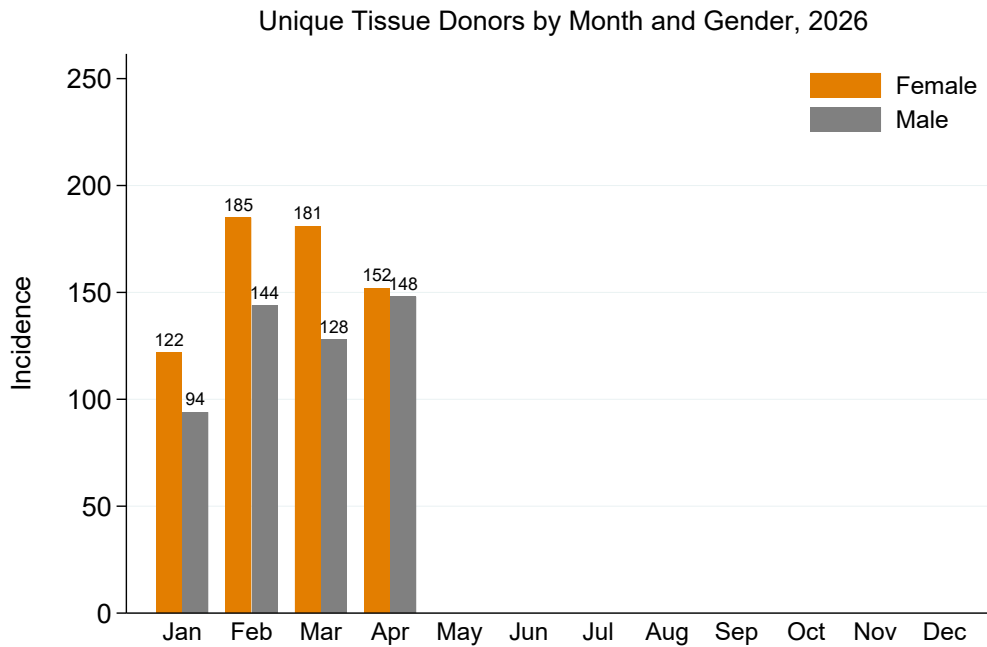


Figure 4: Unique Tissue Donors by Month and Gender, 2026

Table 4: Unique Female Tissue Donors by Jurisdiction of Retrieval and Month, 2026

	Jan	Feb	Mar	Apr	May	Jun	Jul	Aug	Sep	Oct	Nov	Dec	Total
NSW	65	91	86	74									316
VIC	4	8	10	7									29
QLD	10	27	38	23									98
SA	10	16	5	2									33
WA	32	43	42	45									162
TAS	1	0	0	0									1
NT	0	0	0	0									0
ACT	0	0	0	1									1
AUSTRALIA	122	185	181	152									640

Table 5: Unique Male Tissue Donors by Jurisdiction of Retrieval and Month, 2026

	Jan	Feb	Mar	Apr	May	Jun	Jul	Aug	Sep	Oct	Nov	Dec	Total
NSW	43	59	68	61									231
VIC	3	12	5	15									35
QLD	10	26	18	27									81
SA	7	8	1	3									19
WA	30	39	36	41									146
TAS	0	0	0	0									0
NT	0	0	0	0									0
ACT	1	0	0	1									2
AUSTRALIA	94	144	128	148									514

Eye and Tissue Donation Registry

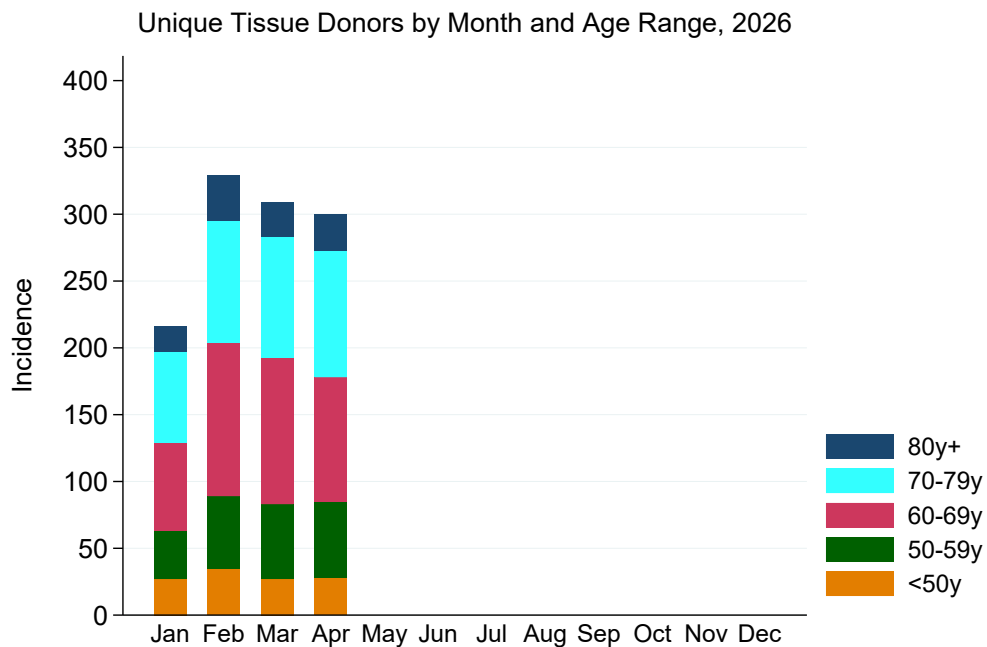


Figure 5: Unique Tissue Donors by Month and Age Range, 2026

Table 6: Unique Tissue Donors by Jurisdiction of Retrieval and Age Range, 2026

	<50y	50-59y	60-69y	70-79y	80y+	Total
NSW	63	95	171	163	55	547
VIC	17	13	14	13	7	64
QLD	12	36	68	52	11	179
SA	2	3	16	18	13	52
WA	21	55	114	98	20	308
TAS	1	0	0	0	0	1
NT	0	0	0	0	0	0
ACT	1	1	1	0	0	3
AUSTRALIA	117	203	384	344	106	1154

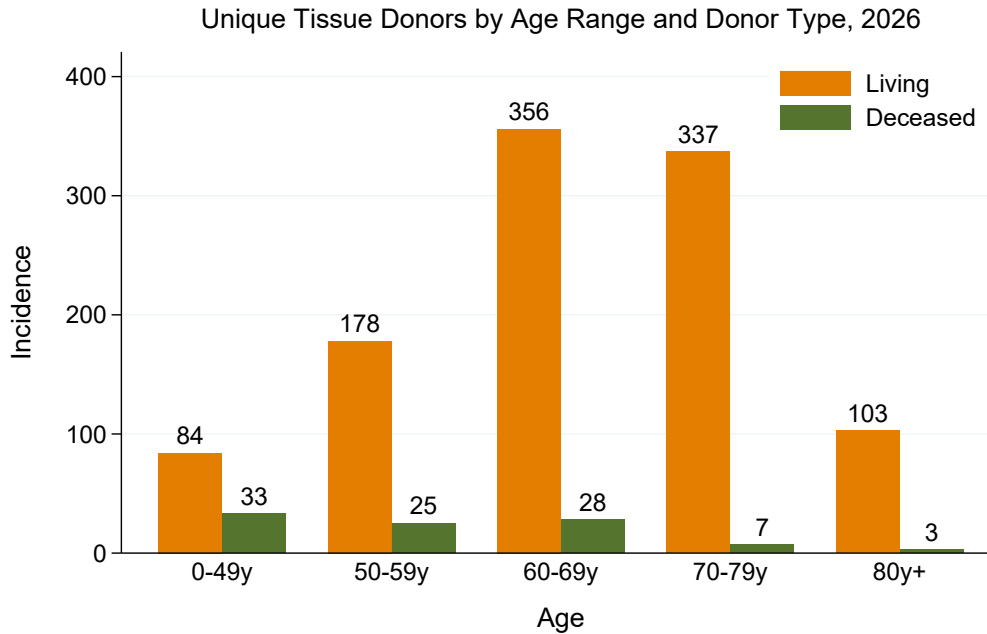


Figure 6: Unique Tissue Donors by Age Range and Donor Type, 2026

Table 7: Unique Living Tissue Donors by Jurisdiction of Retrieval and Age Range, 2026

	<50y	50-59y	60-69y	70-79y	80y+	Total
NSW	54	89	165	162	53	523
VIC	4	4	11	12	7	38
QLD	6	29	55	50	10	150
SA	2	2	14	18	13	49
WA	18	54	111	95	20	298
TAS	0	0	0	0	0	0
NT	0	0	0	0	0	0
ACT	0	0	0	0	0	0
AUSTRALIA	84	178	356	337	103	1058

Table 8: Unique Deceased Tissue Donors by Jurisdiction of Retrieval and Age Range, 2026

	<50y	50-59y	60-69y	70-79y	80y+	Total
NSW	9	6	6	1	2	24
VIC	13	9	3	1	0	26
QLD	6	7	13	2	1	29
SA	0	1	2	0	0	3
WA	3	1	3	3	0	10
TAS	1	0	0	0	0	1
NT	0	0	0	0	0	0
ACT	1	1	1	0	0	3
AUSTRALIA	33	25	28	7	3	96

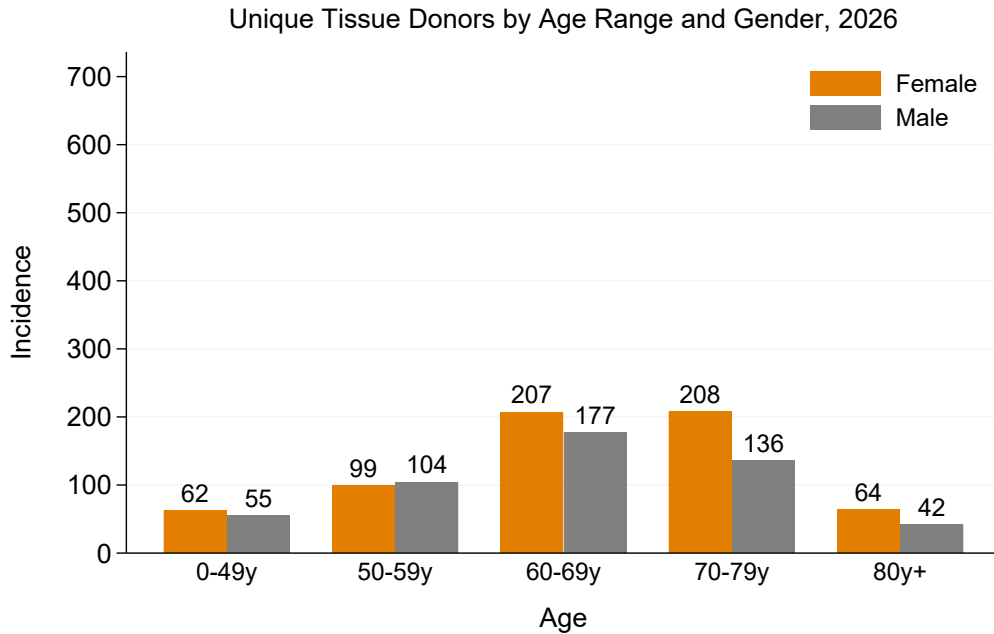


Figure 7: Unique Tissue Donors by Age Range and Gender, 2026

Table 9: Unique Female Tissue Donors by Jurisdiction of Retrieval and Age Range, 2026

	<50y	50-59y	60-69y	70-79y	80y+	Total
NSW	38	46	91	104	37	316
VIC	5	5	10	5	4	29
QLD	8	23	38	24	5	98
SA	0	2	9	15	7	33
WA	10	23	58	60	11	162
TAS	1	0	0	0	0	1
NT	0	0	0	0	0	0
ACT	0	0	1	0	0	1
AUSTRALIA	62	99	207	208	64	640

Table 10: Unique Male Tissue Donors by Jurisdiction of Retrieval and Age Range, 2026

	<50y	50-59y	60-69y	70-79y	80y+	Total
NSW	25	49	80	59	18	231
VIC	12	8	4	8	3	35
QLD	4	13	30	28	6	81
SA	2	1	7	3	6	19
WA	11	32	56	38	9	146
TAS	0	0	0	0	0	0
NT	0	0	0	0	0	0
ACT	1	1	0	0	0	2
AUSTRALIA	55	104	177	136	42	514

3.2 Eye Donors

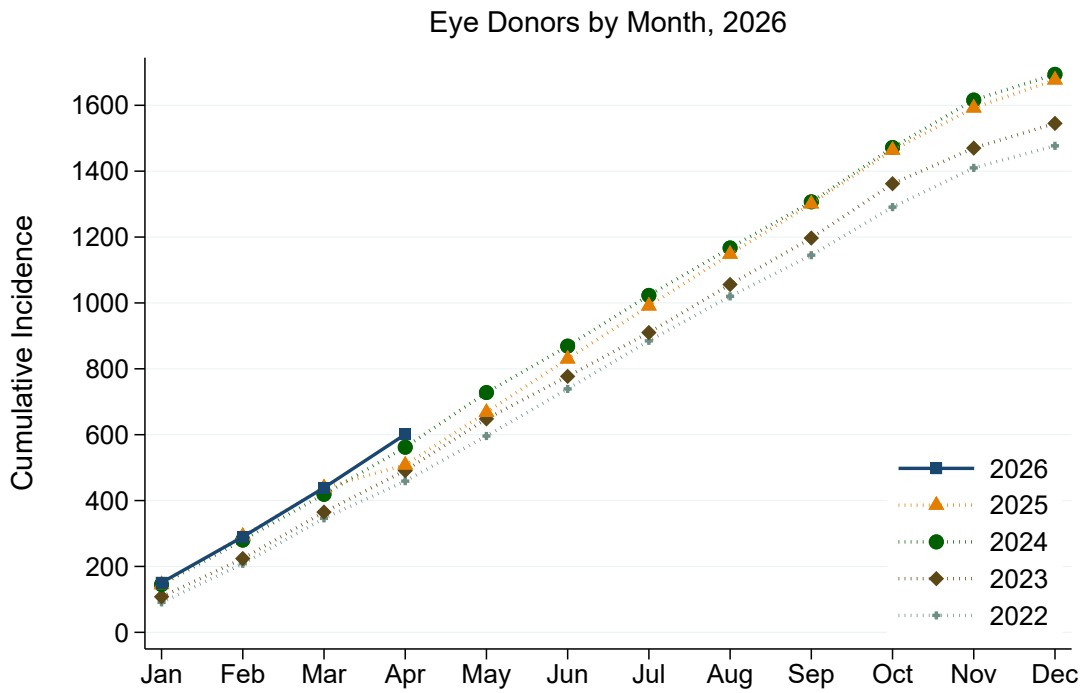


Figure 8: Eye Donors by Month, 2026

Eye and Tissue Donation Registry

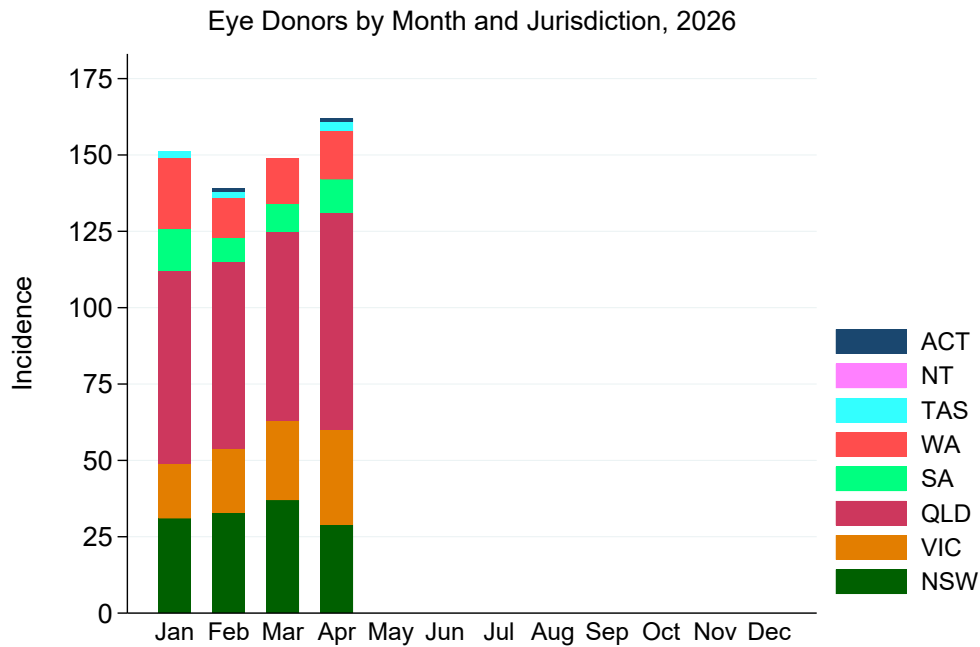


Figure 9: Eye Donors by Month and Jurisdiction, 2026

Table 11: Eye Donors by Jurisdiction of Retrieval and Month, 2026

	Jan	Feb	Mar	Apr	May	Jun	Jul	Aug	Sep	Oct	Nov	Dec	Total
NSW	31	33	37	29									130
VIC	18	21	26	31									96
QLD	63	61	62	71									257
SA	14	8	9	11									42
WA	23	13	15	16									67
TAS	2	2	0	3									7
NT	0	0	0	0									0
ACT	0	1	0	1									2
AUSTRALIA	151	139	149	162									601

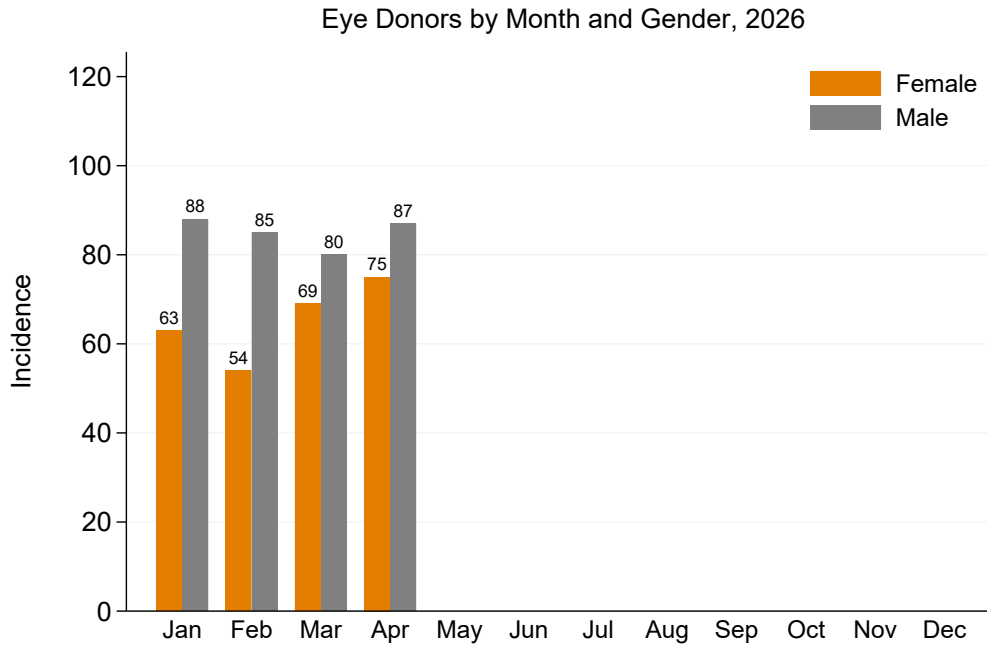


Figure 10: Eye Donors by Month and Gender, 2026

Table 12: Female Eye Donors by Jurisdiction of Retrieval and Month, 2026

	Jan	Feb	Mar	Apr	May	Jun	Jul	Aug	Sep	Oct	Nov	Dec	Total
NSW	14	15	16	7									52
VIC	6	9	15	18									48
QLD	26	20	28	35									109
SA	4	1	4	7									16
WA	12	7	6	6									31
TAS	1	1	0	1									3
NT	0	0	0	0									0
ACT	0	1	0	1									2
AUSTRALIA	63	54	69	75									261

Table 13: Male Eye Donors by Jurisdiction of Retrieval and Month, 2026

	Jan	Feb	Mar	Apr	May	Jun	Jul	Aug	Sep	Oct	Nov	Dec	Total
NSW	17	18	21	22									78
VIC	12	12	11	13									48
QLD	37	41	34	36									148
SA	10	7	5	4									26
WA	11	6	9	10									36
TAS	1	1	0	2									4
NT	0	0	0	0									0
ACT	0	0	0	0									0
AUSTRALIA	88	85	80	87									340

Eye and Tissue Donation Registry

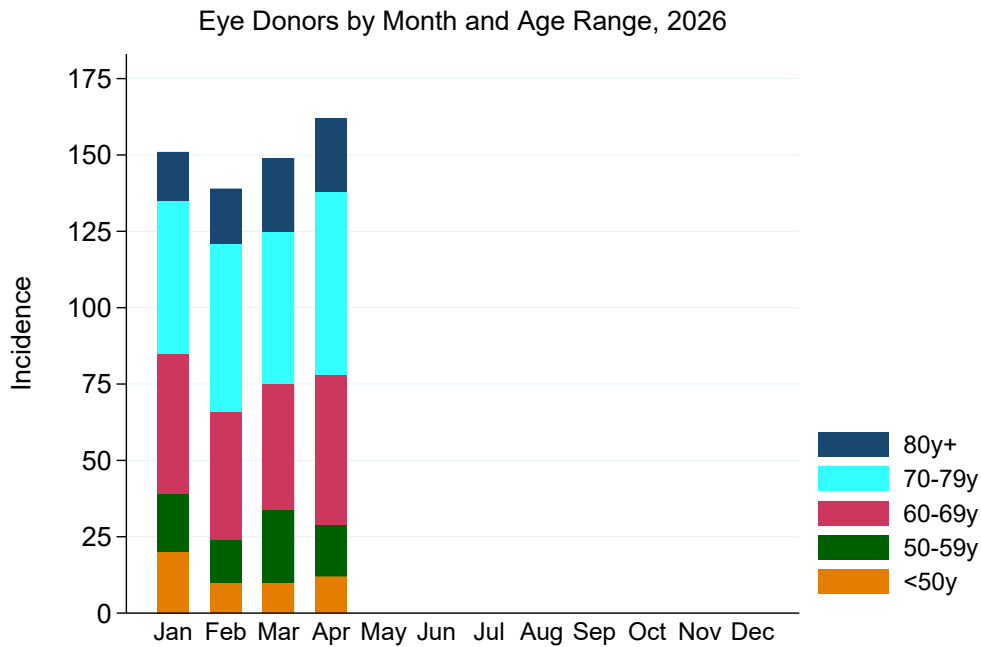


Figure 11: Eye Donors by Month and Age Range, 2026

Table 14: Eye Donors by Jurisdiction of Retrieval and Age Range, 2026

	<50y	50-59y	60-69y	70-79y	80y+	Total
NSW	8	12	42	47	21	130
VIC	16	16	26	33	5	96
QLD	18	21	70	94	54	257
SA	3	9	12	17	1	42
WA	6	11	27	22	1	67
TAS	0	4	1	2	0	7
NT	0	0	0	0	0	0
ACT	1	1	0	0	0	2
AUSTRALIA	52	74	178	215	82	601

Eye and Tissue Donation Registry

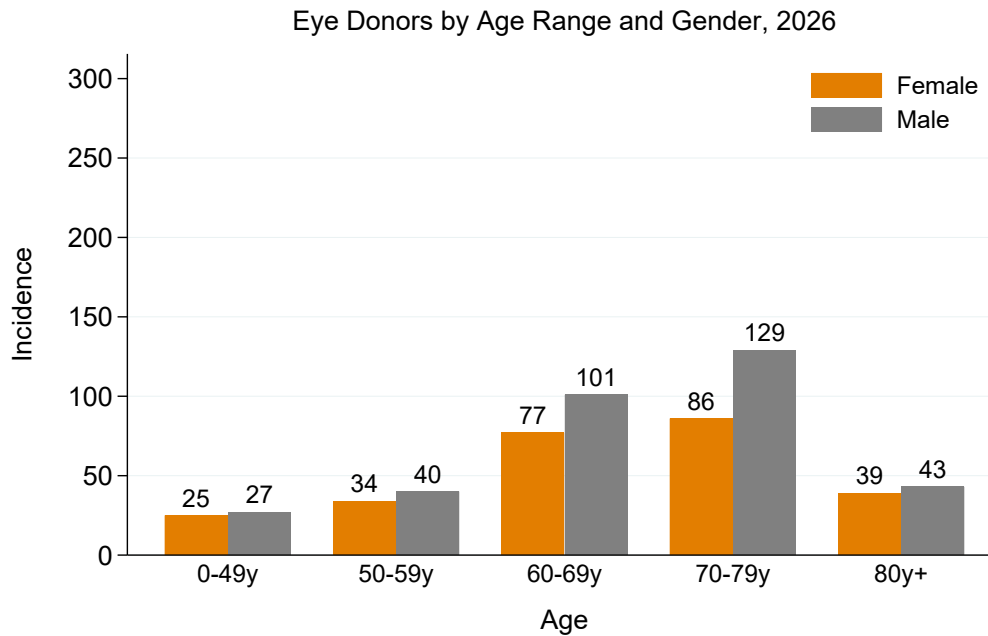


Figure 12: Eye Donors by Age Range and Gender, 2026

Table 15: Female Eye Donors by Jurisdiction of Retrieval and Age Range, 2026

	<50y	50-59y	60-69y	70-79y	80y+	Total
NSW	6	5	11	19	11	52
VIC	9	8	14	15	2	48
QLD	6	11	35	32	25	109
SA	1	3	3	8	1	16
WA	2	5	14	10	0	31
TAS	0	1	0	2	0	3
NT	0	0	0	0	0	0
ACT	1	1	0	0	0	2
AUSTRALIA	25	34	77	86	39	261

Table 16: Male Eye Donors by Jurisdiction of Retrieval and Age Range, 2026

	<50y	50-59y	60-69y	70-79y	80y+	Total
NSW	2	7	31	28	10	78
VIC	7	8	12	18	3	48
QLD	12	10	35	62	29	148
SA	2	6	9	9	0	26
WA	4	6	13	12	1	36
TAS	0	3	1	0	0	4
NT	0	0	0	0	0	0
ACT	0	0	0	0	0	0
AUSTRALIA	27	40	101	129	43	340

Eye and Tissue Donation Registry

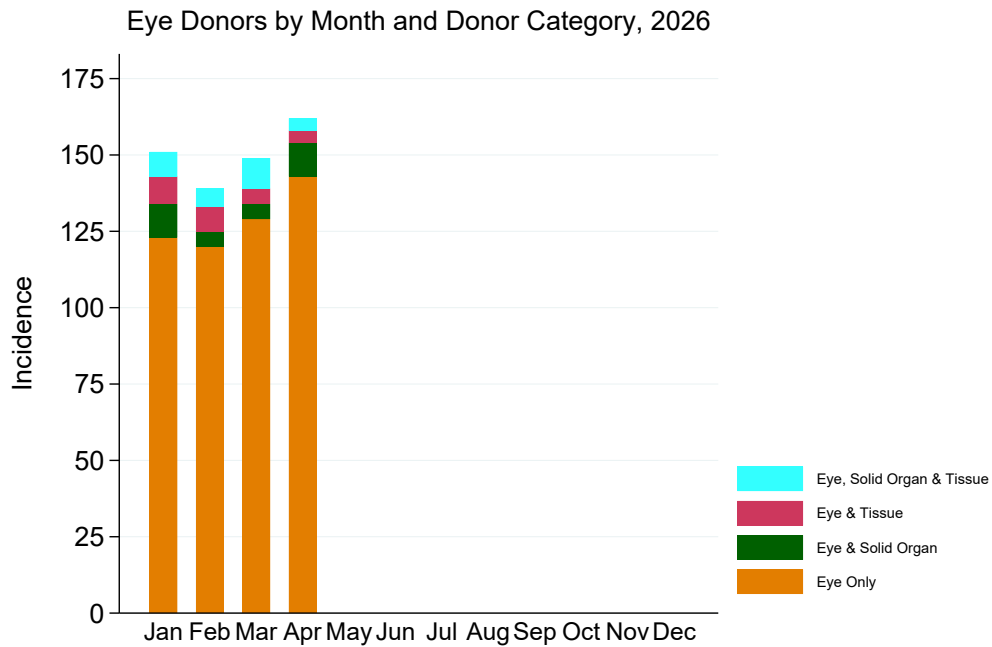


Figure 13: Eye Donors by Month and Donor Category, 2026

Table 17: Eye Donors by Jurisdiction of Retrieval and Donor Category, 2026

	Eye Only	Eye and Solid Organ	Eye and Tissue	Eye, Solid Organ and Tissue
NSW	111	7	6	6
VIC	67	13	3	13
QLD	237	3	13	4
SA	37	4	0	1
WA	56	3	4	4
TAS	5	2	0	0
ACT	2	0	0	0
AUSTRALIA	515	32	26	28

4 Tissue Donations

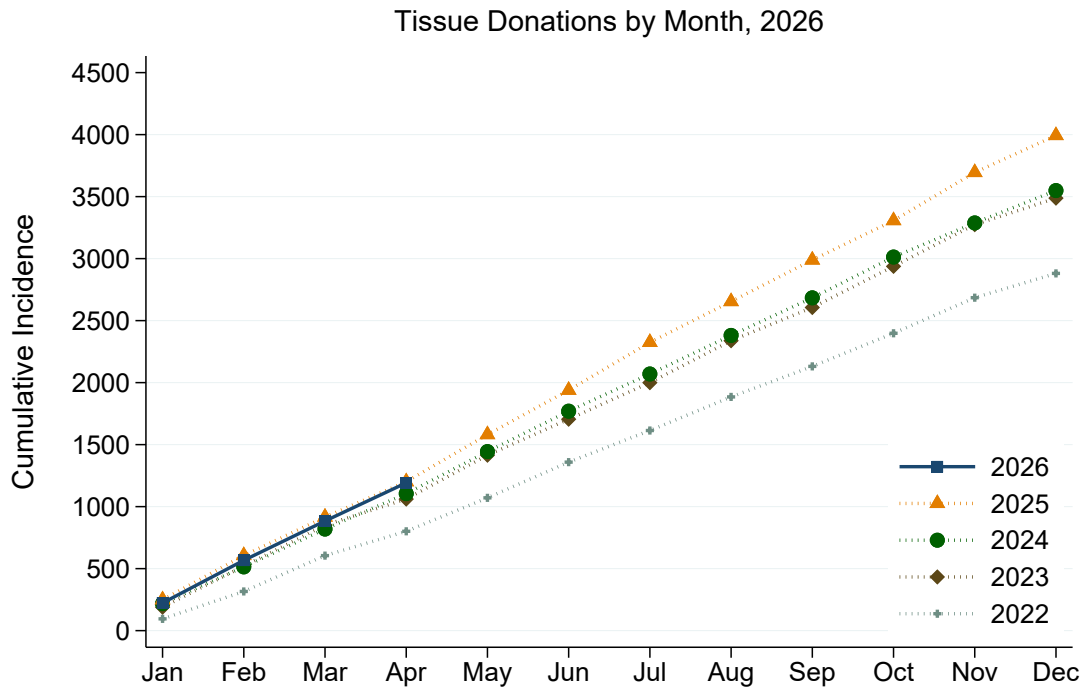


Figure 14: Tissue Donations by Month, 2026

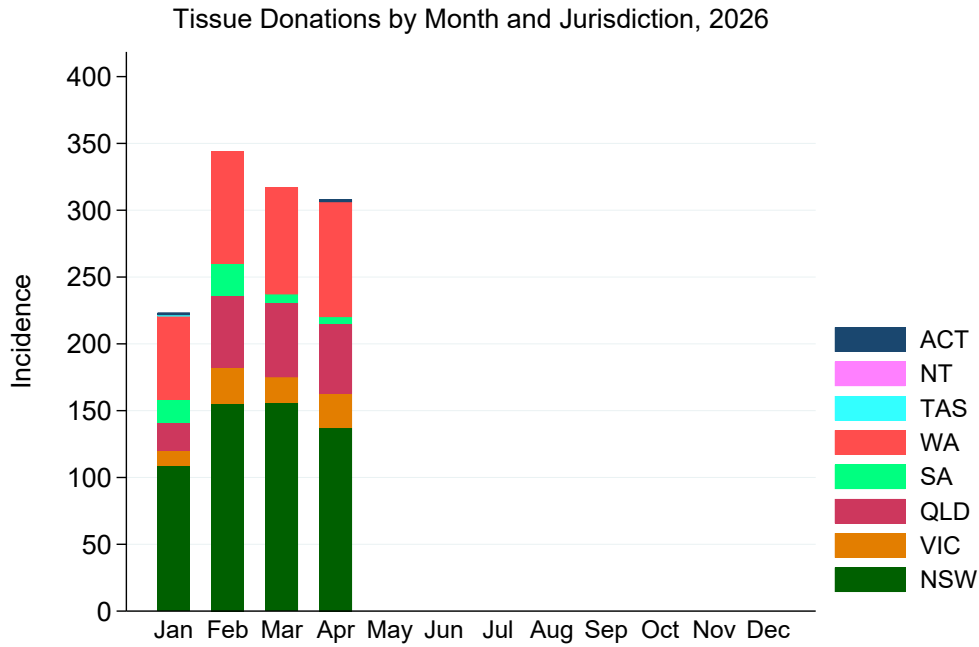


Figure 15: Tissue Donations by Month and Jurisdiction, 2026

Table 18: Tissue Donations by Jurisdiction of Retrieval and Month, 2026

	Jan	Feb	Mar	Apr	May	Jun	Jul	Aug	Sep	Oct	Nov	Dec	Total
NSW	109	155	156	137									557
VIC	11	27	19	26									83
QLD	21	54	56	52									183
SA	17	24	6	5									52
WA	63	84	80	86									313
TAS	1	0	0	0									1
NT	0	0	0	0									0
ACT	1	0	0	2									3
AUSTRALIA	223	344	317	308									1192

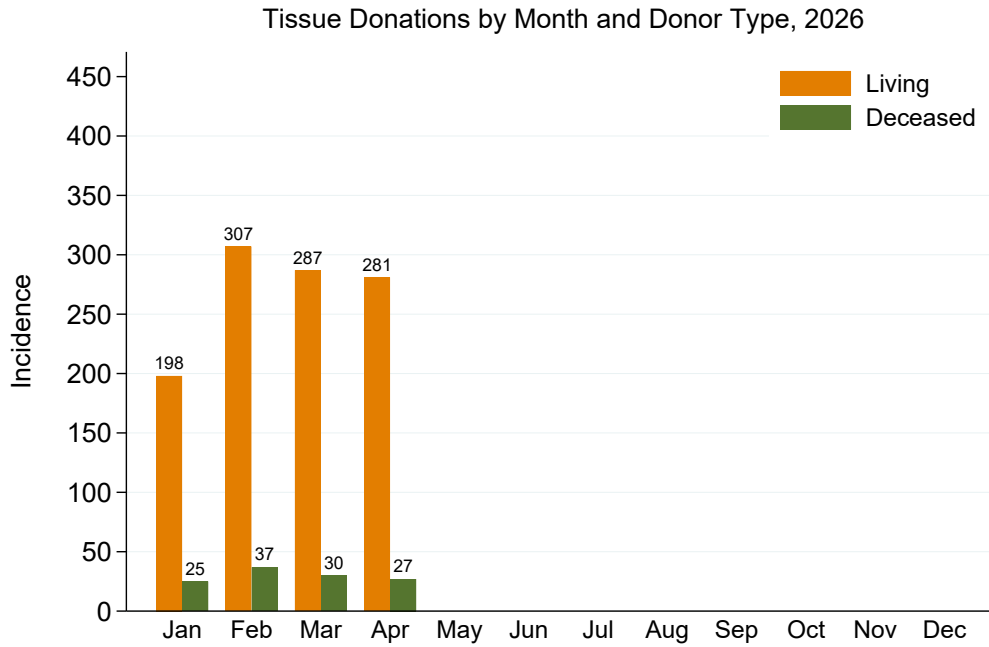


Figure 16: Tissue Donations by Month and Donor Type, 2026

Table 19: Living Tissue Donations by Jurisdiction of Retrieval and Month, 2026

	Jan	Feb	Mar	Apr	May	Jun	Jul	Aug	Sep	Oct	Nov	Dec	Total
NSW	102	147	149	133									531
VIC	4	11	6	17									38
QLD	16	43	51	42									152
SA	16	24	4	5									49
WA	60	82	77	84									303
TAS	0	0	0	0									0
NT	0	0	0	0									0
ACT	0	0	0	0									0
AUSTRALIA	198	307	287	281									1073

Eye and Tissue Donation Registry

Table 20: Living Tissue Donations by Jurisdiction of Retrieval and Tissue Type, 2026

	Amnion	Cardiovascular	Musculoskeletal
NSW	11	10	510
VIC	0	4	34
QLD	0	0	151
SA	0	0	49
WA	0	0	303
TAS	0	0	0
NT	0	0	0
ACT	0	0	0
AUSTRALIA	11	14	1047

Table 21: Deceased Tissue Donations by Jurisdiction of Retrieval and Month, 2026

	Jan	Feb	Mar	Apr	May	Jun	Jul	Aug	Sep	Oct	Nov	Dec	Total
NSW	7	8	7	4									26
VIC	7	16	13	9									45
QLD	5	11	5	10									31
SA	1	0	2	0									3
WA	3	2	3	2									10
TAS	1	0	0	0									1
NT	0	0	0	0									0
ACT	1	0	0	2									3
AUSTRALIA	25	37	30	27									119

Table 22: Deceased Tissue Donations by Jurisdiction of Retrieval and Donor Category, 2026

	Solid Organ/Tissue				Tissue Only				Total			
	cv	ms	skin	pi	cv	ms	skin	pi	cv	ms	skin	pi
NSW	16	3	0	0	0	7	0	0	16	10	0	0
VIC	15	7	8	0	3	6	6	0	18	13	14	0
QLD	6	4	0	0	0	21	0	0	6	25	0	0
SA	3	0	0	0	0	0	0	0	3	0	0	0
WA	0	6	0	0	0	4	0	0	0	10	0	0
TAS	1	0	0	0	0	0	0	0	1	0	0	0
NT	0	0	0	0	0	0	0	0	0	0	0	0
ACT	3	0	0	0	0	0	0	0	3	0	0	0
AUSTRALIA	44	20	8	0	3	38	6	0	47	58	14	0

Eye and Tissue Donation Registry

Table 23: Intended Solid Organ Donor Who Became Eyes and Tissue Donors, 2026

	Eye Only	Tissue Only	Eye and Tissue
NSW	1	0	0
VIC	13	0	1
QLD	2	0	4
SA	4	0	0
WA	1	0	0
TAS	2	0	0
NT	0	0	0
ACT	1	0	0
AUSTRALIA	24	0	5

Eye and Tissue Donation Registry

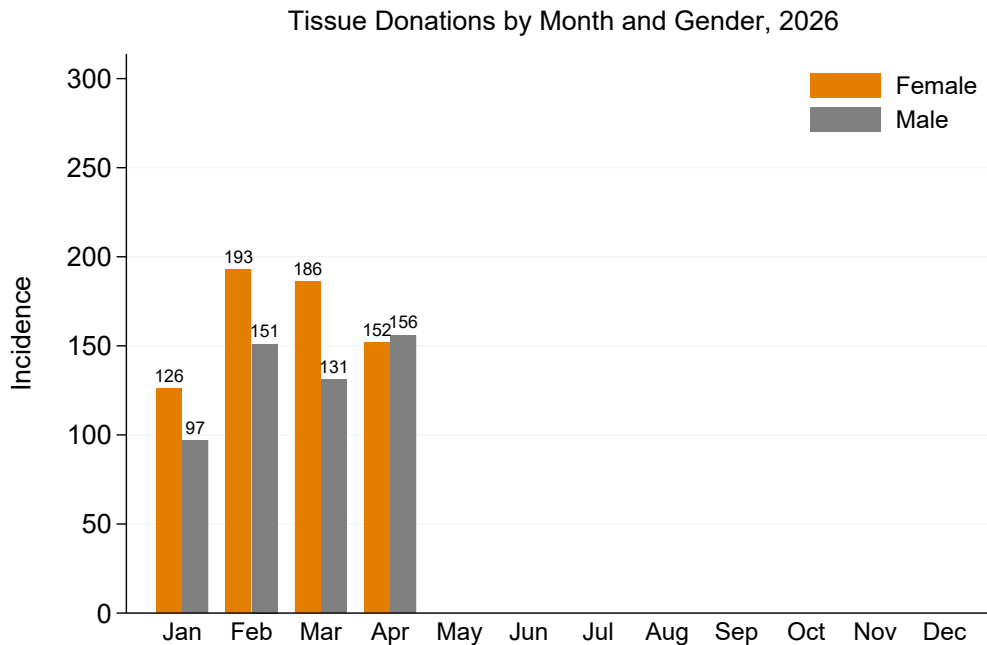


Figure 17: Tissue Donations by Month and Gender, 2026

Table 24: Female Tissue Donations by Jurisdiction of Retrieval and Month, 2026

	Jan	Feb	Mar	Apr	May	Jun	Jul	Aug	Sep	Oct	Nov	Dec	Total
NSW	65	95	87	74									321
VIC	6	11	13	7									37
QLD	11	27	38	23									99
SA	10	16	5	2									33
WA	33	44	43	45									165
TAS	1	0	0	0									1
NT	0	0	0	0									0
ACT	0	0	0	1									1
AUSTRALIA	126	193	186	152									657

Table 25: Male Tissue Donations by Jurisdiction of Retrieval and Month, 2026

	Jan	Feb	Mar	Apr	May	Jun	Jul	Aug	Sep	Oct	Nov	Dec	Total
NSW	44	60	69	63									236
VIC	5	16	6	19									46
QLD	10	27	18	29									84
SA	7	8	1	3									19
WA	30	40	37	41									148
TAS	0	0	0	0									0
NT	0	0	0	0									0
ACT	1	0	0	1									2
AUSTRALIA	97	151	131	156									535

5 Notified Tissue Grafts Implanted

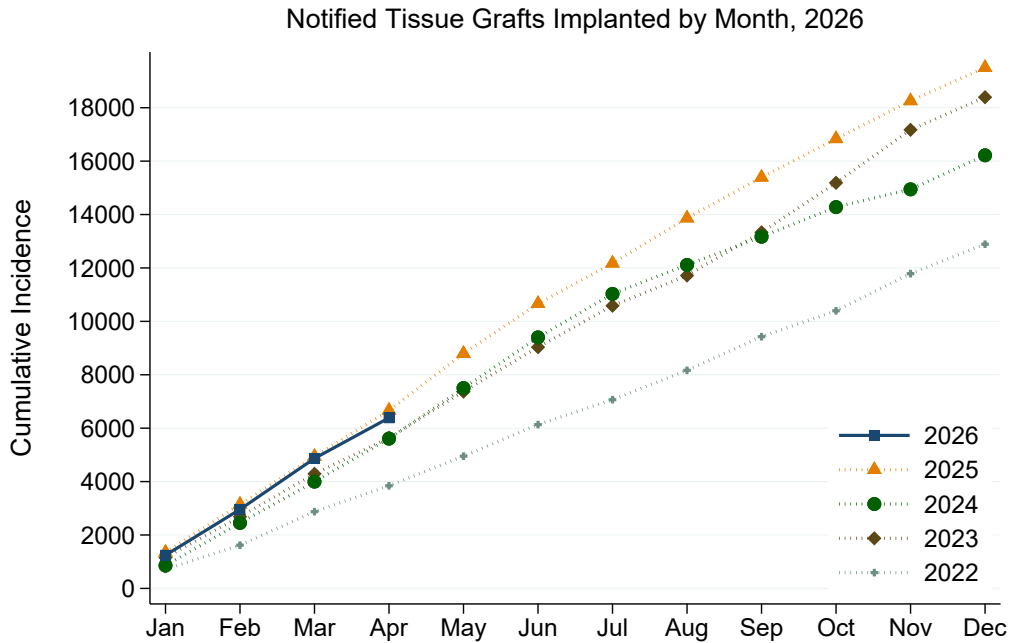


Figure 18: Notified Tissue Grafts Implanted by Month, 2026

Table 26: Notified Tissue Grafts Implanted by Jurisdiction of Retrieving Bank and Month, 2026

	Jan	Feb	Mar	Apr	May	Jun	Jul	Aug	Sep	Oct	Nov	Dec	Total
NSW	745	1081	1091	1044									3961
VIC	240	210	200	148									798
QLD	191	341	550	280									1362
SA	4	8	1	3									16
WA	62	78	67	43									250
TAS	0	0	0	0									0
NT	0	0	0	0									0
ACT	0	0	0	0									0
AUSTRALIA	1242	1718	1909	1518									6387

Eye and Tissue Donation Registry

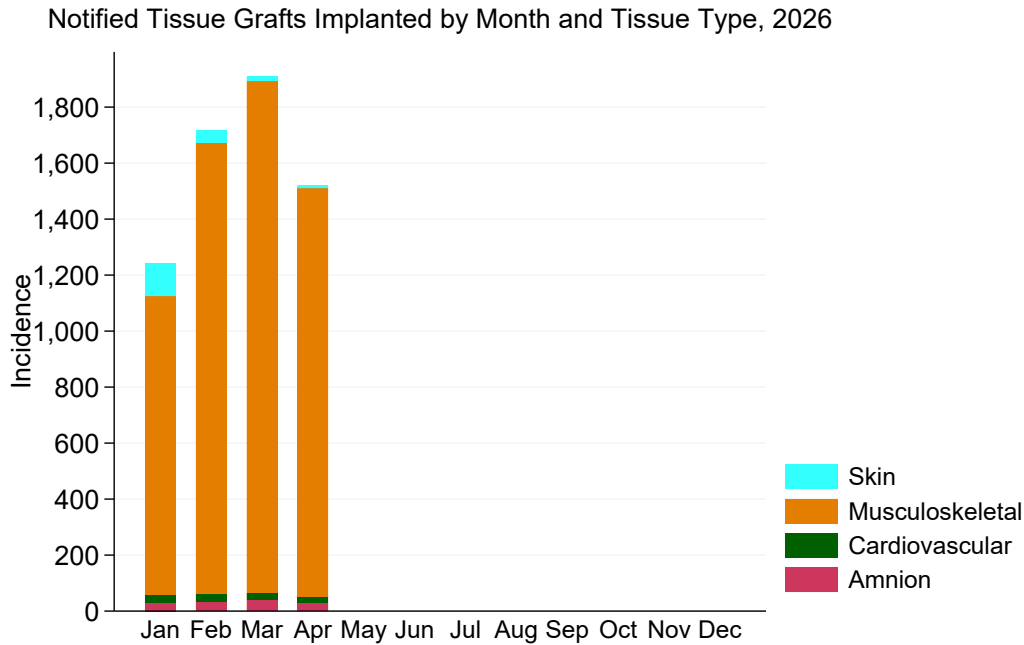


Figure 19: Notified Tissue Grafts Implanted by Month and Tissue Type, 2026

Table 27: Notified Tissue Grafts Implanted by Jurisdiction of Retrieving Bank and Tissue Type, 2026

	Amnion	Cardiovascular	Musculoskeletal	Skin
NSW	133	93	3735	0
VIC	0	10	605	183
QLD	0	1	1361	0
SA	0	0	16	0
WA	0	0	250	0
AUSTRALIA	133	104	5967	183

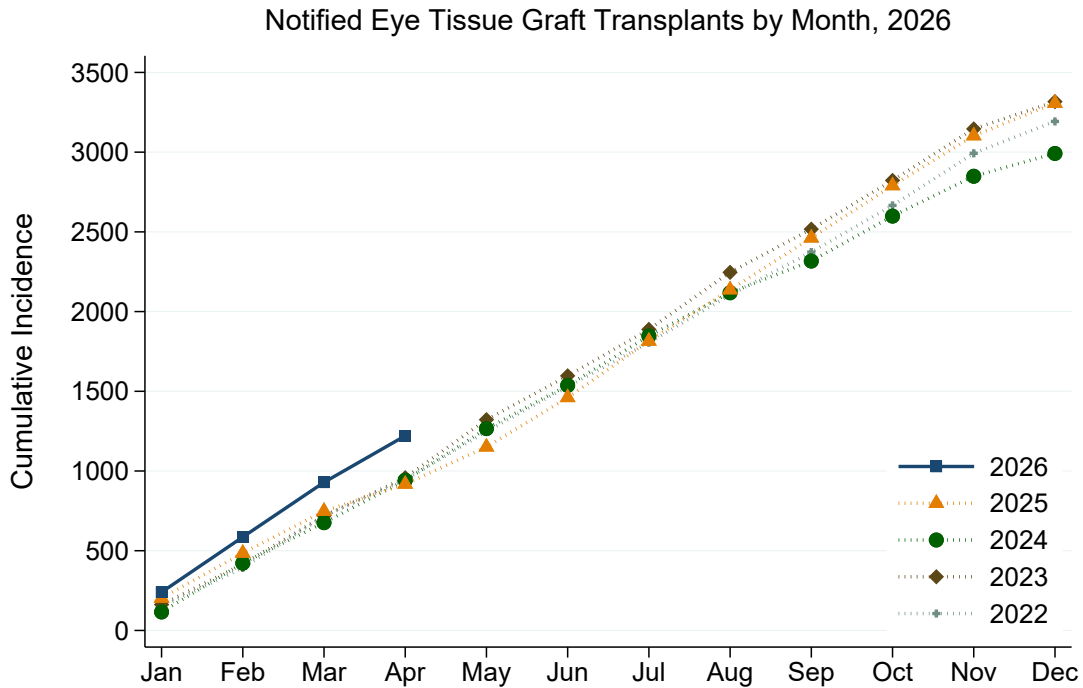


Figure 20: Notified Eye Tissue Graft Transplants by Month, 2026

Table 28: Notified Eye Tissue Graft Transplants by Jurisdiction of Retrieving Bank and Month, 2026

	Jan	Feb	Mar	Apr	May	Jun	Jul	Aug	Sep	Oct	Nov	Dec	Total
NSW	62	66	74	66									268
VIC	51	73	63	56									243
QLD	75	156	152	103									486
SA	17	11	14	15									57
WA	29	34	30	30									123
TAS	6	4	10	19									39
NT	0	0	0	0									0
ACT	0	2	0	3									5
AUSTRALIA	240	346	343	292									1221

Eye and Tissue Donation Registry

Table 29: Cornea Graft Transplants by Jurisdiction of Retrieving Bank and Month, 2026

	Jan	Feb	Mar	Apr	May	Jun	Jul	Aug	Sep	Oct	Nov	Dec	Total
NSW	42	54	57	64									217
VIC	25	43	32	38									138
QLD	63	129	126	84									402
SA	8	6	11	15									40
WA	29	33	26	25									113
TAS	6	2	1	4									13
NT	0	0	0	0									0
ACT	0	2	0	2									4
AUSTRALIA	173	269	253	232									927

Table 30: Sclera Unit Graft Transplants by Jurisdiction of Retrieving Bank and Month, 2026

	Jan	Feb	Mar	Apr	May	Jun	Jul	Aug	Sep	Oct	Nov	Dec	Total
NSW	20	12	17	2									51
VIC	26	30	31	18									105
QLD	12	27	26	19									84
SA	9	5	3	0									17
WA	0	1	4	5									10
TAS	0	2	9	15									26
NT	0	0	0	0									0
ACT	0	0	0	1									1
AUSTRALIA	67	77	90	60									294

6 Notified Tissue Graft Recipients

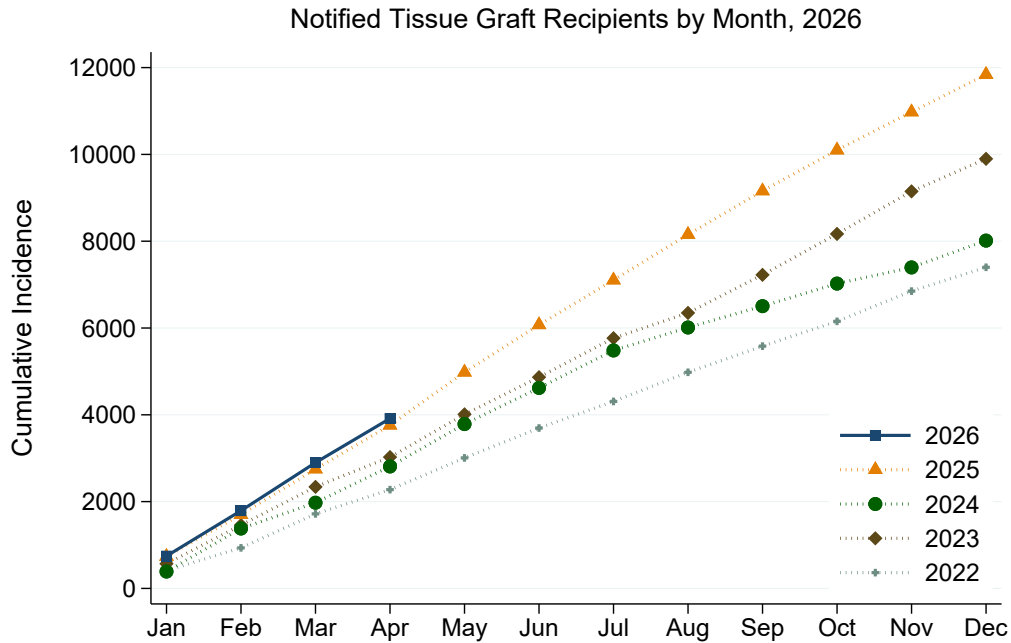


Figure 21: Notified Tissue Graft Recipients by Month, 2026

Table 31: Notified Tissue Graft Recipients by Jurisdiction of Retrieving Bank and Month, 2026

	Jan	Feb	Mar	Apr	May	Jun	Jul	Aug	Sep	Oct	Nov	Dec	Total
NSW	540	747	797	773									2857
VIC	85	107	112	85									389
QLD	73	129	153	123									478
SA	4	3	1	3									11
WA	44	59	45	32									180
TAS	0	0	0	0									0
NT	0	0	0	0									0
ACT	0	0	0	0									0
AUSTRALIA	746	1045	1108	1016									3915

Eye and Tissue Donation Registry

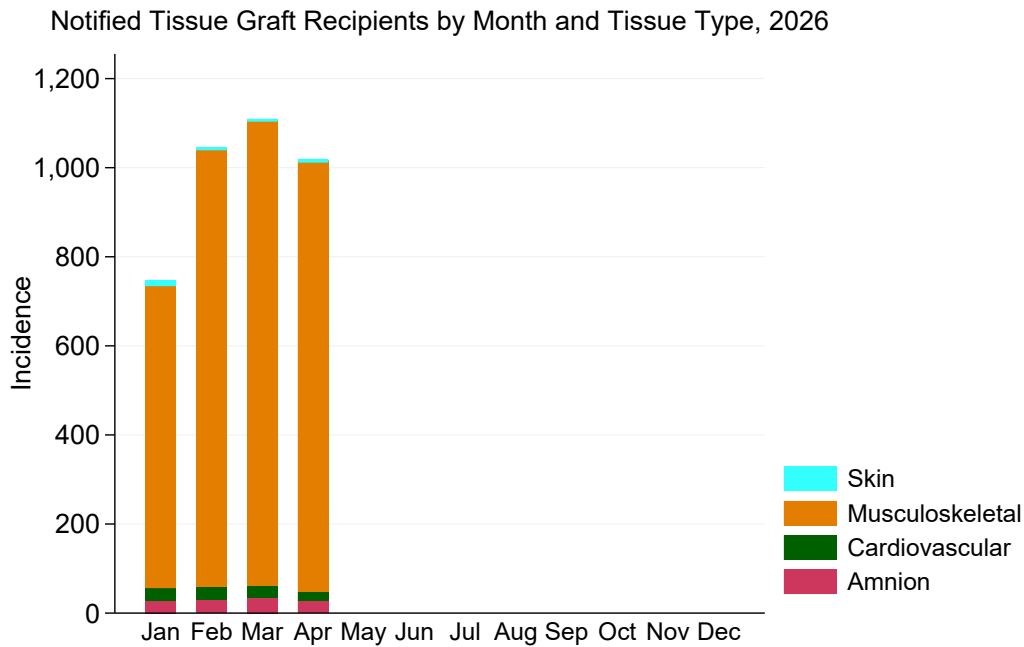


Figure 22: Notified Tissue Graft Recipients by Month and Tissue Type, 2026

Table 32: Notified Tissue Graft Recipients by Jurisdiction of Retrieving Bank and Tissue Type, 2026

	Amnion	Cardiovascular	Musculoskeletal	Skin
NSW	122	92	2643	0
VIC	0	10	357	22
QLD	0	1	477	0
SA	0	0	11	0
WA	0	0	180	0
AUSTRALIA	122	103	3668	22

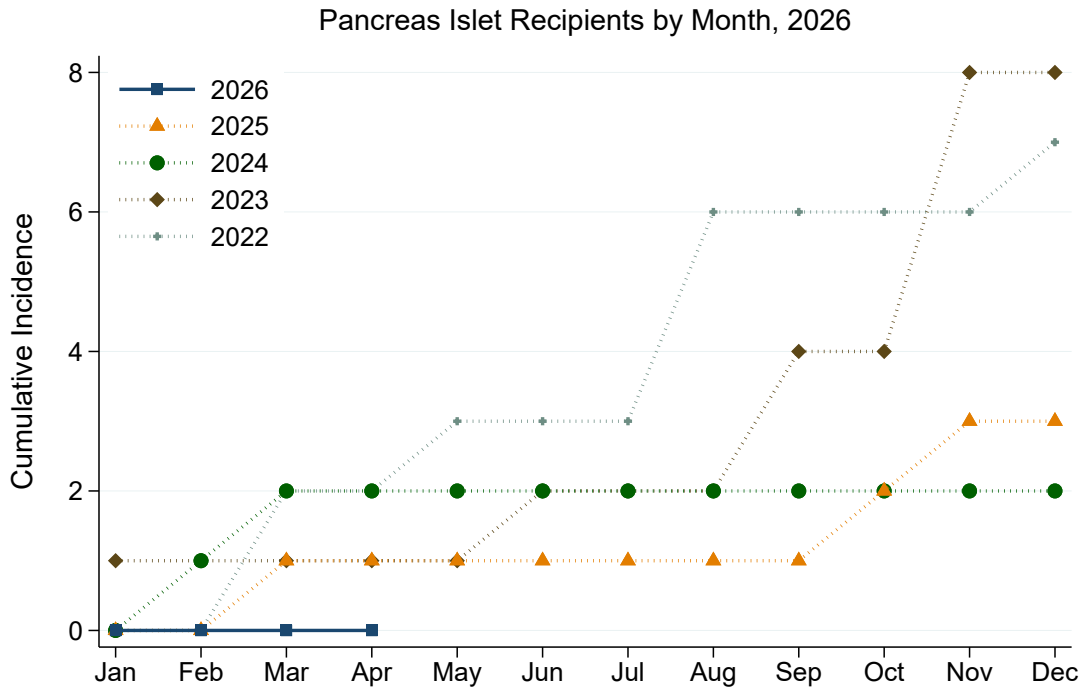


Figure 23: Pancreas Islet Recipients by Month, 2026

Table 33: Pancreas Islet Graft Recipients by Transplant Jurisdiction and Month, 2026

	Jan	Feb	Mar	Apr	May	Jun	Jul	Aug	Sep	Oct	Nov	Dec	Total
NSW	0	0	0	0									0
VIC	0	0	0	0									0
QLD	0	0	0	0									0
SA	0	0	0	0									0
WA	0	0	0	0									0
TAS	0	0	0	0									0
NT	0	0	0	0									0
ACT	0	0	0	0									0
AUSTRALIA	0	0	0	0									0

7 Glossary and Definitions

- 1 *Amnion (am)* – is the innermost layer of the embryonic membranes.
- 2 *Cardiovascular tissue (cv)* – includes, but not limited to, heart valves, pericardium and annexed vessels.
- 3 *Cornea* – The cornea is the transparent anterior tissue of the eyeball consisting of many layers.
- 4 *Deceased solid organ and tissue donation* – identifies a donation event where one or more solid organs and tissues are retrieved from a deceased donor. Data has been crosschecked with the solid organ and tissue sector to ensure the donor has met the deceased solid organ and tissue donation criteria.
- 5 *Deceased tissue donation* – identifies a donation event where one or more tissues are retrieved from a deceased donor and can comprise of musculoskeletal, cardiovascular, skin or eye tissue.
- 6 *Donation event*
 - A single retrieval event, within a calendar day, where a living donor can donate one or more musculoskeletal, cardiovascular, or amnion tissues.
 - Retrieval from deceased donors of solid organ, tissue and/or eyes that may occur on differing days but after the donor declaration of death date.
- 7 *Eye only donor* – A deceased donor where eye only retrieval has taken place. A donor is counted as an eye only donor if 2 whole eyes, 2 corneas only, one eye or one cornea only is retrieved. Outcomes of donated eye tissue are not limited to transplantation.
- 8 *Eye and solid organ (and tissue) donor* – A deceased donor where eye and solid organ retrieval has taken place. These donors may or may not have donated an additional tissue(s) e.g. musculoskeletal, cardiovascular or skin. Data has been crosschecked with the solid organ and tissue sector to confirm the donation event and donor classification.
- 9 *Eye and tissue only donor* – A deceased donor where eye and an additional tissue(s) e.g. musculoskeletal, cardiovascular or skin has taken place. Data has been crosschecked with the tissue sector to confirm the donation event and donor classification.
- 10 *Eye tissue donation* – Unless otherwise specified all donors undergo retrieval of both whole eyes or both corneas. This means the number of eye tissue donations can be calculated by doubling the amount of total eye donors.
- 11 *Eye tissue graft transplants* – Corneal or scleral tissue transplanted into an eye tissue recipient within the reporting time period.
- 12 *Eye tissue recipient* – Unless otherwise specified the number of eye tissue recipients is equal to the number of eye tissue graft transplants (consistent with EBAANZ).
- 13 *Living tissue donation* – identifies a donation event where one or more tissues are retrieved from a living donor. Living tissue can be amnion, cardiovascular, but is vastly comprised of donated femoral heads (bone) retrieved during hip replacement surgery. A living musculoskeletal donor can donate one femoral head during one donation event, two femoral heads during one donation event or one femoral head during two separate donation events.
- 14 *Musculoskeletal tissue (ms)* – includes, but not limited to, bone, cartilage and tendon retrieved from areas such as the pelvis, arm and leg.

Eye and Tissue Donation Registry

- 15 *Notified tissue graft implants* – Number of tissue grafts supplied and confirmed by the hospital to the distributing tissue bank to have been implanted. One tissue graft recipient may receive multiple graft implants.
- 16 *Notified tissue graft recipients* – The number of tissue graft recipients, confirmed by the hospital to the distributing bank, who receive one or more graft implants during a single tissue transplant event.
- 17 *Pancreas islet (pi)* – A multicellular structure within the pancreas that maintains normal blood glucose level within the body.
- 18 *Sclera unit* – A unit of the protective outer layer of the eyeball, used for transplantation during ocular surgery.
- 19 *Skin tissue (sk)* – includes, but not limited to, split thickness skin (epidermis and upper part of the dermis), of varying size.
- 20 *Tissue transplant event*
- A single tissue transplant event occurs when a tissue graft recipient receives 1 or more tissue grafts on a single occasion. This will be counted as one tissue graft recipient, one tissue transplant event.
 - If a tissue graft recipient receives 1 or more tissue grafts during multiple tissue transplant events, this will be counted as one tissue graft recipient *for each tissue transplant event*.
- 21 *Unique donor* – A deceased or living donor who donates one or more tissue(s) during a single donation event.

8 Contributors

NSW:

- Australian Tissue Donation Network
- Hunter New England Bone Bank
- Lions NSW Eye Bank
- NSW Bone Bank
- Rachel Forster Bone Bank
- Sydney Heart Valve Bank

VIC:

- Barwon Health Bone Bank
- Donor Tissue Bank of Victoria
- Lions Eye Donation Service

QLD:

- QLD Tissue Bank

SA:

- Eye Bank of SA
- SA Tissue Bank

WA:

- Lions Eye Bank WA
- PlusLife (Perth Bone and Tissue Bank)

ACT:

- DonateLife ACT

Special acknowledgement to the BAA and the EBAANZ for their comments.